

Cylindrical Fuse Holders Ex9F

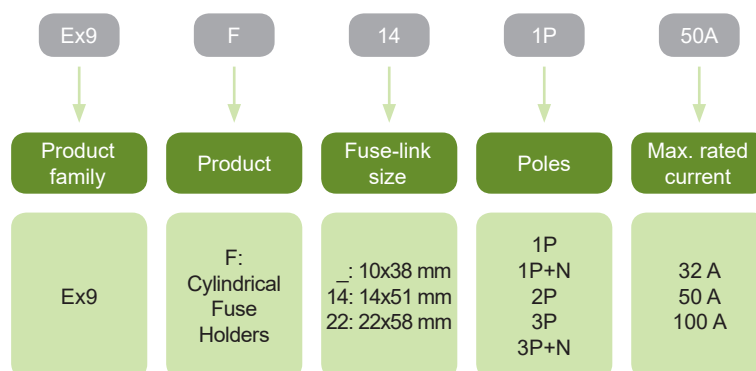


- Meet requirements of EN 60947-3
- Rated operating voltage 400/690 V AC
- Versions with rated current
 - 32 A (10 x 38 mm)
 - 50 A (14 x 51 mm)
 - 100 A (22 x 58 mm)
- Utilization category AC-20B at 400/690 V AC
- Sealing possibility

Cylindrical fuse holders for rated currents up to 100 A. Thanks to utilization category AC-20B at 400/690 V AC they cannot be used for switching under load. Very compact design with DIN rail mounting allows its usage in various applications. Fuse links of types gG and aM can be used with respect to maximum allowed power loss.

To be operated by qualified persons.

Type Key



Certification marks



Cylindrical Fuse Holders Ex9F

Cylindrical Fuse Holders up to 32 A

- For cylindrical fuse-links of size 10 x 38 mm
- Rated operating voltage 400/690 V AC
- Utilization category AC-20B at 400/690 V AC
- Meets requirements of EN 60947-3, to be operated by qualified persons only
- With or without signalization status



Poles	Signalization	Article No.	Type	Packing
1P	yes	104474	Ex9F 1P 32A	1/12/144
1P+N	yes	104475	Ex9F 1PN 32A	1/6/72
2P	yes	104476	Ex9F 2P 32A	1/6/72
3P	yes	104477	Ex9F 3P 32A	1/4/48
3P+N	yes	104478	Ex9F 3PN 32A	1/3/36
1P	no	109054	Ex9F 1P 32A WI	1/12/144
1P+N	no	109055	Ex9F 1PN 32A WI	1/6/72
2P	no	109056	Ex9F 2P 32A WI	1/6/72
3P	no	109057	Ex9F 3P 32A WI	1/4/48
3P+N	no	109058	Ex9F 3PN 32A WI	1/3/36

Cylindrical Fuse Holders up to 50 A

- For cylindrical fuse-links of size 14 x 51 mm
- Rated operating voltage 400/690 V AC
- Utilization category AC-20B at 400/690 V AC
- Meets requirements of EN 60947-3, to be operated by qualified persons only



Poles	Signalization	Article No.	Type	Packing
1P	no	104479	Ex9F-14 1P 50A	1/12/144
1P+N	no	104480	Ex9F-14 1PN 50A	1/6/72
2P	no	104481	Ex9F-14 2P 50A	1/6/72
3P	no	104482	Ex9F-14 3P 50A	1/4/48
3P+N	no	104483	Ex9F-14 3PN 50A	1/3/36

Cylindrical Fuse Holders up to 100 A

- For cylindrical fuse-links of size 22 x 58 mm
- Rated operating voltage 400/690 V AC
- Utilization category AC-20B at 400/690 V AC
- Meets requirements of EN 60947-3, to be operated by qualified persons only



Poles	Signalization	Article No.	Type	Packing
1P	no	104484	Ex9F-22 1P 100A	1/9/108
1P+N	no	104485	Ex9F-22 1PN 100A	1/4/48
2P	no	104486	Ex9F-22 2P 100A	1/4/48
3P	no	104487	Ex9F-22 3P 100A	1/3/36
3P+N	no	104488	Ex9F-22 3PN 100A	1/2/24

Technical Data Ex9F

Cylindrical Fuse Holders

General parameters

Versions for fuse-link size 10x38, 14x51 and 22x58 mm, suitable for gG and aM type fuse-links
Utilization category AC-20B at 400/690 V AC
Status signalization on Ex9F only
To be operated by qualified persons only

Electrical parameters

	Ex9F	Ex9F-14	Ex9F-22
Tested according to	EN 60947-3		
Rated operating voltage U_e	400/690 V AC		
Rated frequency f	50 Hz		
Rated conventional thermal current I_{th}	32 A	50 A	100 A
Rated operating current I_e	32 A	50 A	100 A
Number of poles	1P, 1P+N, 2P, 3P, 3P+N		
Suitable fuse-link size	10 x 38 mm	14 x 51 mm	22 x 58 mm
Fuse-link rated current at 400/690 V AC gG/aM at 690 V AC	32 A 32 A	50 A 50 A	100 A 100 A
Rated cond. short-circuit strength I_q at 400 V AC at 690 V AC	120 kA 80 kA	120 kA 80 kA	120 kA 80 kA
Rated insulation voltage U_i	1000 V		
Rated impulse withstand voltage U_{imp}	6 kV	8 kV	8 kV
Utilization category at 400/690 V AC	AC-20B		
Electrical service life	300 operational cycles		
Power loss without fuse-link	1.6 W		
Max. power loss of installed fuse-link gG aM	3 W 3 W	5 W 3 W	9.5 W 7 W

Mechanical parameters

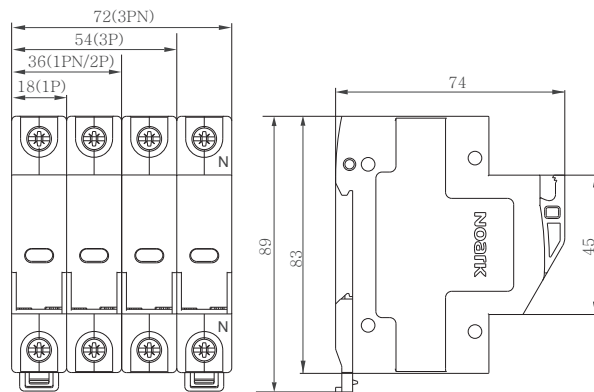
Device width per pole	18 mm	27 mm	36 mm
Device height	83 mm	93 mm	107 mm
Frame size	45 mm		
Mounting	onto DIN rail 35 mm		
Degree of protection	IP20		
Terminal capacity	1 – 25 mm ²	1 – 25 mm ²	1 – 35 mm ²
Fastening torque of terminals	2.5 Nm	3.5 Nm	3.5 Nm
Ambient temperature	-30 – +70°C		
Altitude	≤ 2000 m		
Relative humidity	+20°C ≤ 35 %	+40°C ≤ 50 %	+40°C ≤ 50 %
Resistance to humidity and heat	50 %		
Pollution degree	3		
Installation class	III		
Overvoltage category	I / 690 V AC	II / 500 V AC	III / 400 V AC
Mechanical service life	2000 operational cycles		
Weight (per pole without fuse-link)	0.07 kg	0.10 kg	0.17 kg

Technical Data Ex9F

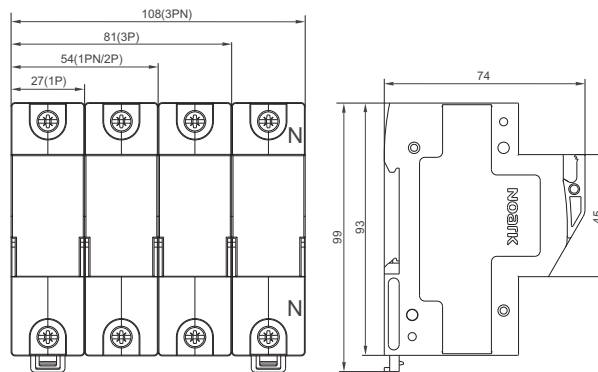
Cylindrical Fuse Holders

Dimensions

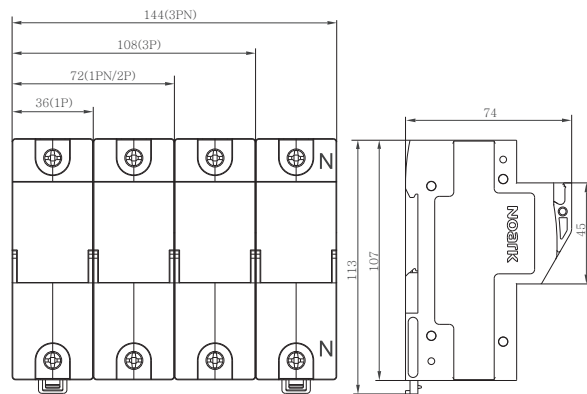
Ex9F



Ex9F-14



Ex9F-22



Wiring diagrams

